

SONA 8

- 2-way passive system with bass reflex tuning
- Precise directivity with a rotatable CD Horn, 85° x 55° (hor. x vert.)
- Mounting Arm with ball joint for horizontal and vertical alignment, Mounting Arm (104 mm) included as standard
- Max. SPL 124 dB SPL (1m)



The SONA 8 is a very compact passive speaker with a neutral and true-to-detail playback quality. An integrated mounting arm with ball joint enables a very flexible alignment of the speaker. The modern enclosure design blends into the sophisticated design surrounding it.

The SONA 8 is equipped with a 1" compression driver with well known CD horn of the CA 1001 and a 8" bass chassis. A phase corrected crossover guarantees sound quality that is predominantly constant, even under extreme listening conditions. The nominal coverage of the system is 85° x 55°.

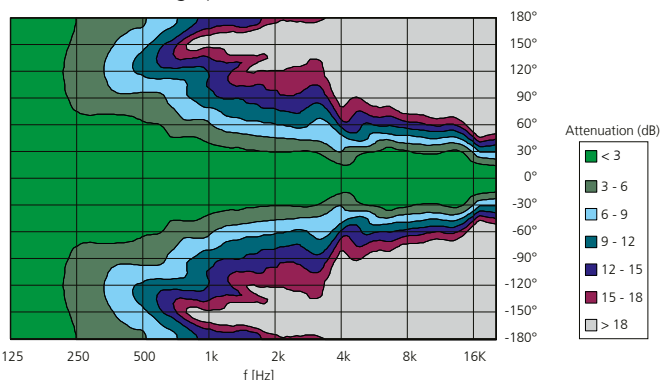
The speaker is available in white or black. Upon request, many special RAL colours are available on requests. With its mounting arm, you can align the system up to 90° horizontally. The Speakon and Phoenix connectors are recessed into the case and are covered with a bolted cover plate so that all disturbing elements are hidden. A safety eyebolt is integrated into the enclosure for connecting a safety rope.

The speaker was especially designed for the integration into artistically demanding settings and blends very well into conference areas, multimedia usages, gastronomy sound systems, and temporary uses, i.e. at trade fair booths. The SONA 8 is suitable for many PA functions in the near field and for decentralised PA systems such as surround, effect, and delay usages.

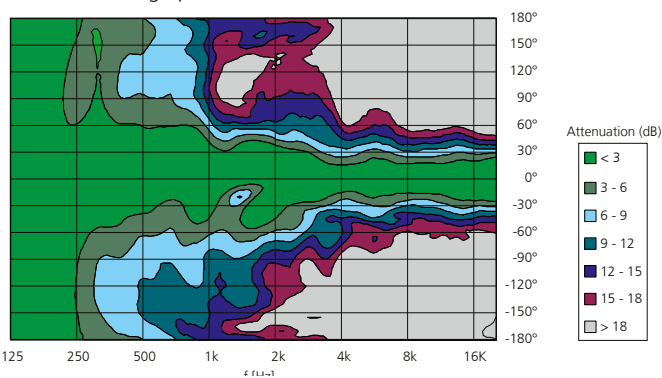
The systematic implementation of high development goals, the attractive design with the intelligent ball joint mount, and especially the excellent acoustic characteristics qualify the SONA 8 for a variety of usage ranges in modern PA technology.

Loudspeaker	
Design	Passive 2-way bassreflex system
Frequency range -10 dB	63 Hz – 26 kHz 'passive' 60 Hz – 26 kHz 'FR mode' 86 Hz – 26 kHz 'Lcut mode'
Frequency range -3 dB	91 Hz – 23,5 kHz 'passive' 84 Hz – 23,5 kHz 'FR mode' 115 Hz – 23,5 kHz 'Lcut mode'
Coverage angles nominal	85° x 55° (hor. x vert.), rotatable CD horn
Power handling	250 W nominal (IEC 268-5) 500 W Program 1000 W Peak
SPL (1W / 1 m)	93 dB SPL
Max. SPL (1 m)	124 dB SPL
Components	8" low-mid chassis, 1" compression driver with 45 mm Titanium diaphragm
Impedance (nominal)	8 Ω
Connectors	2 x Speakon 4-pol. NL4MP (1+/-) 1 x Phoenix connector (parallel)
Enclosure	
	Design enclosure out of Multiplex, highly resistant structure paint (PU) in black or white, safety eyelet for quick chain link, ball joint mounting arm (104 mm) with mounting plate, sunk-in, to the bottom faced and concealed connectors, exchangeable front grille, rotatable logo
Dimensions (W x H x D)	240 x 450 x 285 mm
Weight	12.3 kg
Options	'100 V' version with 50/100/150 VA toroidal transformer (13,9 kg), 'special finish in RAL colours'
Accessories	see catalogue or visit www.kling-freitag.de

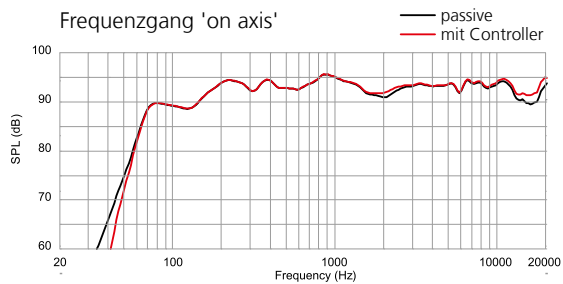
Horizontal coverage patter



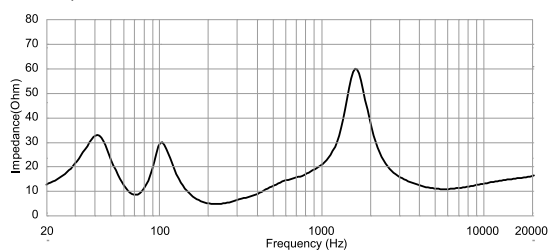
Vertical coverage patter



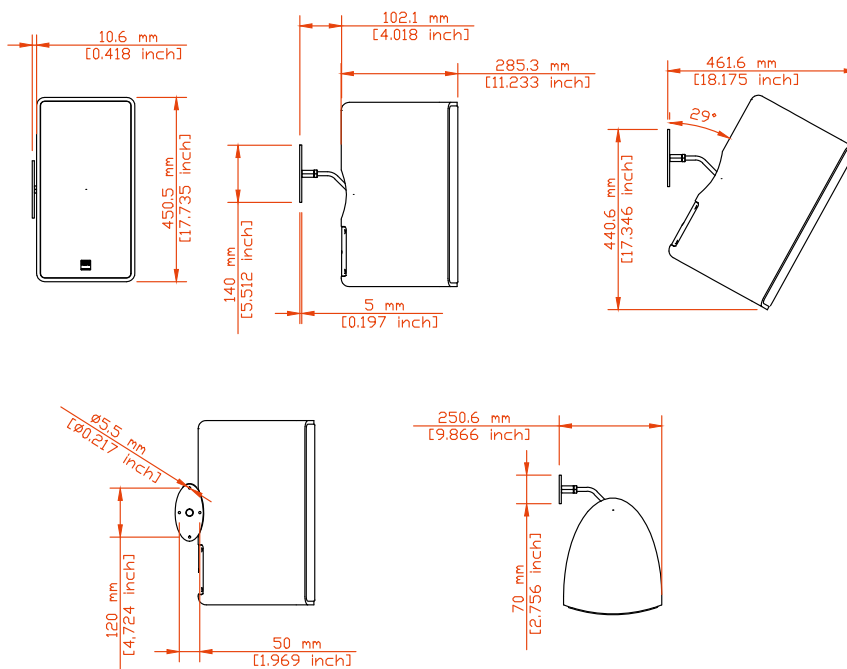
Frequenzgang 'on axis'



Impedance



All measurements under free field conditions. Frequency patterns 1/6 octave averaged. The manufacturer reserves the right to make product alterations to improve product quality without prior notice. Errors excepted.



Further information and data like specifications, manuals, technical drawings as DWG, DXF and PDF files as well as data files for acoustic simulations with Ease and Ulysses are available on our web site www.kling-freitag.de

KLING & FREITAG GmbH
Junkersstrasse 14
D-30179 Hannover
Tel. +49 (0)511 96 99 7-0
Fax +49 (0)511 67 37 94